



REPUBLIC OF THE PHILIPPINES
CITY GOVERNMENT OF NAVOTAS
Mariano Naval Street, Navotas City

Office of the City Accountant

SEPTEMBER 10, 2024

MS. JENNIFER G. GALORPORT, CESE
DILG City Director

MS. MARIA IRISH ALOHA CUBILLAN
Public Information Officer


MR. RENATO REYES
ICTO Chief

Dear Ms. Galorport, Ms Cubillan and Mr. Reyes:

In compliance to the full disclosure order, transparency and Seal of Good Housekeeping respectfully forwarded herewith for posting in the official Website of the City Government (MIS) and designated Bulletin Board for the purpose (PIO), the attached copies and soft copies of the Report of **SPECIAL EDUCATION FUND** for the month of **AUGUST 2024** to wit:

- **Statement of Financial Position**
- **Statement of Financial Performance**
- **Statement of Cash Flow**

For your immediate and appropriate action.



Very truly yours,


DENZEL A. CRUZ, CPA
Acting City Accountant

CITY GOVERNMENT OF NAVOTAS
SPECIAL EDUCATION FUND
STATEMENTS OF FINANCIAL POSITION
AS OF AUGUST 31, 2024

	AUGUST 2024
ASSETS	
Current Assets	
Cash & Cash Equivalents	95,611,882.85
Investments	3,868,069.74
Receivables	108,295,313.21
Inventories	3,357,800.00
Prepayments & Deferred Charges	2,243,991.40
Total Current Assets	213,377,057.20
Non-current Assets	
Property, Plant, & Equipment	229,124,976.83
Total Noncurrent Assets	229,124,976.83
TOTAL ASSETS	442,502,034.03
LIABILITIES	
Current Liabilities	
Financial Liabilities	3,495,493.34
Inter-Agency Payables	361,508.05
Intra- Agency Payables	213,665.44
Trust Liabilities	298,193.83
Deferred Special Education Tax	108,619,673.71
Other Payables	-
Total Current Liabilities	112,988,534.37
Total Noncurrent Liabilities	-
TOTAL LIABILITIES	112,988,534.37
NET ASSETS/EQUITY	
Government Equity	329,513,499.66
TOTAL LIABILITIES AND NET ASSETS/EQUITY	442,502,034.03
	(0.00)

Prepared By: 0.00

rlt
CHRISTIAN JOY A. FAUSTINO
 Accounting Clerk III

Certified Correct:

DENZEL A. CRUZ, CPA
 Acting City Accountant


**CITY GOVERNMENT OF NAVOTAS
SPECIAL EDUCATION FUND
STATEMENT OF FINANCIAL PERFORMANCE
AS OF AUGUST 31, 2024**

	AUGUST 2024
INCOME	
Tax Revenue	119,789,959.12
Service & Business Income	20,908.48
Shares, Grants, & Donations	121,000.00
Other Income	(135,078.80)
Total Income	119,796,788.80
CURRENT OPERATING EXPENSES	
Personnel Services	922,364.33
Maintenance & Other Operating Expenses	33,480,369.88
Financial Expenses	1,800.00
Non-cash Expenses	12,091,577.60
Total Current Operating Expenses	46,496,111.81
Surplus from Current Operations	73,300,676.99
Transfers, Assistance, & Subsidies to	(11,549,144.74)
SURPLUS FOR THE PERIOD	61,751,532.25

Prepared By:


CHRISTIAN JOY A. FAUSTINO
Accounting Clerk III

Certified Correct:


DENZEL A. CRUZ, CPA
Acting City Accountant

**CITY GOVERNMENT OF NAVOTAS
SPECIAL EDUCATION FUND
STATEMENT OF CASH FLOWS
AS OF AUGUST 31, 2024**

	AUGUST 2024
CASH FLOWS FROM OPERATING ACTIVITIES	
Cash Inflows	
Collections from taxpayers	106,976,143.84
Receipts from business/service income	-
Interest Income	20,908.48
Other Receipts	81,143.33
Total Cash Inflows from Operating Activities	107,078,195.65
Cash Outflows	
Payment of expenses	5,729,285.61
Payment to suppliers & creditors	14,213,950.02
Payment to employees	10,755,327.29
Other expenses	26,111,522.39
Total Cash Outflows from Operating Activities	56,810,085.31
Net Cash Flows from Operating Activities	50,268,110.34
CASH FLOWS FROM INVESTING ACTIVITIES	
Cash Outflows	
Purchase/Construction of Property, Plant and Equipment	18,842,289.78
Total Cash Outflows from Investing Activities	18,842,289.78
Net Increase in Cash	31,425,820.56
Cash Balance at the beginning of the year	64,186,062.29
Cash Balance as of February 29, 2024	95,611,882.85
	0.00

Prepared By:

Christian Joy A. Faustino
CHRISTIAN JOY A. FAUSTINO
Accounting Clerk III

Certified Correct:

Denzel A. Cruz
DENZEL A. CRUZ, CPA
Acting City Accountant