




Republic of the Philippines
 CITY GOVERNMENT of NAVOTAS
 OFFICE OF THE CITY ACCOUNTANT
 1052 Mariano Naval Street, Navotas City 1485



May 21, 2024

Ms. **JENIFER GALORPORT**
 City Director - DILG

Ms. **MARIA IRISH ALOHA D. CUBILLAN**
 Public Information Officer

Eng. **RENATO REYES**
 ICT Officer

This City

Dear Ms. Galorport, Ms. Cubillan and Eng. Reyes,

In compliance to the full disclosure order, transparency, and Seal of Good Local Governance (SGLG), respectfully forwarded herewith for posting in the official website of the City Government, the attached copies of Statement of Financial Performance of eighteen (18) Barangays as follows:

San Rafael Village	December 2023
Northbay Boulevard North	December 2023
Bangkulasi	December 2023
Navotas East	December 2023
Sipac-Almacen	December 2023
Daanghari	December 2023
Tanza I	December 2023
Tanza II	December 2023
Bagumbayan South	December 2023
NBBS-Dagat-dagatan	December 2023
Bagumbayan North	December 2023
Navotas West	December 2023
San Jose	December 2023
San Roque	December 2023
Tangos-South	December 2023
NBBS-Proper	November 2023
Tangos-North	July 2023
NBBS-Kaunlaran	May 2022

For your immediate appropriate action, please.


Thank you very much.

Respectfully yours,

[Signature]
 DENZEL A. CRUZ, CPA
 Acting City Accountant

cc: file

OFFICE OF THE CITY ACCOUNTANT
 1052 Mariano Naval Street, Sipac, Navotas City 1485
 Telefax (02) 281 4080




Republic of the Philippines
Barangay SAN RAFAEL VILLAGE
City of Navotas


Statement of Financial Performance
For the Year Ended December 31, 2023
 (with comparative figures from CY 2022)

	<u>2023</u>	<u>Restated 2022</u>
Revenue		
Tax Revenue	5,079,067.81	3,544,956.65
Share from Internal Revenue Collections	4,711,622.00	4,965,832.80
Service and Business Revenue	<u>21,871.53</u>	<u>1,868.00</u>
Total Revenue	<u>9,812,561.34</u>	<u>8,512,657.45</u>
Less: Current Operating Expenses		
Personnel Services	2,966,173.68	2,930,862.92
Maintenance and Other Operating Expenses	3,087,194.29	4,468,529.89
Non-Cash Expenses	<u>882,547.61</u>	<u>812,689.70</u>
Current Operating Expenses	<u>6,935,915.58</u>	<u>8,212,082.51</u>
Surplus (Deficit) from Current Operation	2,876,645.76	300,574.94
Add (Deduct):		
Transfers, Assistance and Subsidy From	1,000.00	1,000.00
Transfers, Assistance and Subsidy To	(1,130,650.12)	(159,330.00)
Surplus (Deficit) for the period	<u><u>1,746,995.64</u></u>	<u><u>142,244.94</u></u>

Prepared by:


 Romiley E. Luzande
 Administrative Officer IV

Certified correct:



 DENZEL A. CRUZ, CPA
 Acting City Accountant

Republic of the Philippines
Barangay NBBS-Dagat-dagatan
City of Navotas


Statement of Financial Performance
For the Year Ended December 31, 2023
(with comparative figures from CY 2022)

	2023	Restated 2022
Revenue		
Tax Revenue	2,634,151.73	2,328,176.27
Share from Internal Revenue Collections	30,643,620.00	32,374,492.20
Service and Business Revenue	250,958.88	289,484.17
Total Revenue	33,528,730.61	34,992,152.64
Less: Current Operating Expenses		
Personnel Services	11,529,986.89	11,153,459.85
Maintenance and Other Operating Expenses	9,438,446.75	8,925,153.94
Non-Cash Expenses	5,036,018.24	3,237,425.87
Current Operating Expenses	26,004,451.88	23,316,039.66
Surplus (Deficit) from Current Operation	7,524,278.73	11,676,112.98
Add (Deduct):		
Transfers, Assistance and Subsidy From	1,000.00	1,000.00
Transfers, Assistance and Subsidy To	(3,637,448.14)	(609,364.87)
Surplus (Deficit) for the period	3,887,830.59	11,067,748.11

Prepared by:


Romilet E. Luzande
Administrative Officer IV

Certified correct:

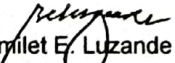

DENZEL A. CRUZ, CPA
Acting City Accountant

Republic of the Philippines
Barangay North Bay Boulevard North
City of Navotas


Statement of Financial Performance
For the Year Ended December 31, 2023
(with comparative figures from CY 2022)

	2023	2022
Revenue		
Tax Revenue	3,995,297.19	4,572,290.61
Share from Internal Revenue Collections	14,708,837.00	14,237,965.80
Service and Business Revenue	147,764.35	181,938.12
Total Revenue	18,851,898.54	19,992,194.53
Less: Current Operating Expenses		
Personnel Services	8,191,150.34	7,753,751.96
Maintenance and Other Operating Expenses	4,095,459.61	5,775,591.39
Non-Cash Expenses	3,860,183.66	2,681,057.19
Current Operating Expenses	16,146,793.61	16,210,400.54
Surplus (Deficit) from Current Operation	2,705,104.93	3,781,793.99
Add (Deduct):		
Transfers, Assistance and Subsidy From	1,000.00	1,000.00
Transfers, Assistance and Subsidy To	(1,762,805.70)	(324,632.50)
Surplus (Deficit) for the period	943,299.23	3,458,161.49

Prepared by:


Romilet E. Luzande
Administrative Officer IV

Certified correct:

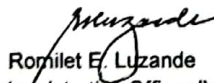

DENZEL A. CRUZ, CPA
Acting City Accountant

Republic of the Philippines
Barangay BANGKULASI
City of Navotas


Statement of Financial Performance
For the Year Ended December 31, 2023
 (with comparative figures from CY 2022)

	2023	Restated 2022
Revenue		
Tax Revenue	2,618,146.59	2,388,568.32
Share from Internal Revenue Collections	9,024,442.00	9,524,241.00
Service and Business Revenue	102,940.01	118,508.36
Total Revenue	11,745,528.60	12,031,317.68
Less: Current Operating Expenses		
Personnel Services	4,784,902.99	4,897,899.59
Maintenance and Other Operating Expenses	3,262,498.27	4,840,659.74
Non-Cash Expenses	1,162,567.14	910,327.06
Current Operating Expenses	9,209,968.40	10,648,886.39
Surplus (Deficit) from Current Operation	2,535,560.20	1,382,431.29
Add (Deduct):		
Transfers, Assistance and Subsidy From	1,000.00	1,000.00
Transfers, Assistance and Subsidy To	(1,091,216.30)	(208,675.00)
Surplus (Deficit) for the period	1,445,343.90	1,174,756.29

Prepared by:


 Romilet E. Luzande
 Administrative Officer IV

Certified correct:



 DENZEL A. CRUZ, CPA
 Acting City Accountant

Republic of the Philippines
Barangay BAGUMBAYAN SOUTH
City of Navotas


Statement of Financial Performance
For the Year Ended December 31, 2023
(with comparative figures from CY 2022)

	<u>2023</u>	<u>Restated 2022</u>
Revenue		
Tax Revenue	1,779,159.94	1,593,177.64
Share from Internal Revenue Collections	5,459,592.00	5,756,394.60
Service and Business Revenue	<u>19,385.36</u>	<u>12,815.76</u>
Total Revenue	<u>7,258,137.30</u>	<u>7,362,388.00</u>
Less: Current Operating Expenses		
Personnel Services	3,286,597.64	3,307,597.64
Maintenance and Other Operating Expenses	237,059.53	2,030,130.66
Non-Cash Expenses	<u>963,839.88</u>	<u>647,347.22</u>
Current Operating Expenses	<u>4,487,497.05</u>	<u>5,985,075.52</u>
Surplus (Deficit) from Current Operation	2,770,640.25	1,377,312.48
Add (Deduct):		
Transfers, Assistance and Subsidy From	1,000.00	1,000.00
Transfers, Assistance and Subsidy To	(908,916.07)	(246,149.70)
	<u>1,862,724.18</u>	<u>1,132,162.78</u>
Surplus (Deficit) for the period	<u><u>1,862,724.18</u></u>	<u><u>1,132,162.78</u></u>

Prepared by:


Romilet E. Luzande
Administrative Officer IV

Certified correct:



DENZEL A. CRUZ, CPA
Acting City Accountant

Republic of the Philippines
Barangay BAGUMBAYAN NORTH
City of Navotas

Statement of Financial Performance- Tentative
For the Year Ended December 31, 2023
 (with comparative figures from CY 2022)

	2023	2022
Revenue		
Tax Revenue	1,695,193.43	1,550,874.74
Share from Internal Revenue Collections	3,101,976.00	3,264,527.70
Service and Business Revenue	12,616.32	12,393.61
Total Revenue	4,809,785.75	4,827,796.05
Less: Current Operating Expenses		
Personnel Services	2,376,450.00	2,488,200.00
Maintenance and Other Operating Expenses	1,839,196.77	1,791,602.33
Non-Cash Expenses	648,112.07	459,748.06
Current Operating Expenses	4,863,758.84	4,739,550.39
Surplus (Deficit) from Current Operation	(53,973.09)	88,245.66
Add (Deduct):		
Transfers, Assistance and Subsidy From	1,000.00	1,000.00
Transfers, Assistance and Subsidy To	-	(1,748.48)
Surplus (Deficit) for the period	(52,973.09)	87,497.18

Prepared by:


 Romilet E. Luzande
 Administrative Officer IV

Certified correct:


 DENZEL A. CRUZ, CPA
 Acting City Accountant

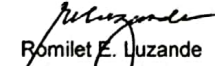
NOTE: FS PREPARED BASED ON INCOMPLETE DOCUMENTS SUBMITTED BY THE BARANGAY

Republic of the Philippines
Barangay NAVOTAS EAST
City of Navotas


Statement of Financial Performance
For the Year Ended December 31, 2023
(with comparative figures from CY 2022)

	2023	Restated 2022
Revenue		
Tax Revenue	1,827,437.90	1,576,354.41
Share from Internal Revenue Collections	3,500,834.00	3,686,098.50
Service and Business Revenue	57,666.33	64,887.89
Total Revenue	5,385,938.23	5,327,340.80
Less: Current Operating Expenses		
Personnel Services	2,569,610.00	2,397,200.00
Maintenance and Other Operating Expenses	1,722,333.57	1,971,319.54
Non-Cash Expenses	627,018.85	456,738.42
Current Operating Expenses	4,918,962.42	4,825,257.96
Surplus (Deficit) from Current Operation	466,975.81	502,082.84
Add (Deduct):		
Transfers, Assistance and Subsidy From	1,000.00	1,000.00
Transfers, Assistance and Subsidy To	(437,274.50)	(95,950.00)
Surplus (Deficit) for the period	30,701.31	407,132.84

Prepared by:


Romilet E. Luzande
Administrative Officer IV

Certified correct:


DENZEL A. CRUZ, CPA
Acting City Accountant

Republic of the Philippines
Barangay NAVOTAS WEST
City of Navotas

Statement of Financial Performance - Tentative
For the Year Ended December 31, 2023
(with comparative figures from CY 2022)

	2023	2022
Revenue		
Tax Revenue	1,646,651.35	1,480,493.66
Share from Internal Revenue Collections	6,541,400.70	7,668,015.30
Service and Business Revenue	30,979.61	57,963.96
Total Revenue	8,219,031.66	9,206,472.92
Less: Current Operating Expenses		
Personnel Services	3,721,100.00	3,791,263.73
Maintenance and Other Operating Expenses	2,645,801.17	3,307,390.13
Non-Cash Expenses	978,480.92	756,348.27
Current Operating Expenses	7,345,382.09	7,855,002.13
Surplus (Deficit) from Current Operation	873,649.57	1,351,470.79
Add (Deduct):		
Transfers, Assistance and Subsidy From	1,000.00	1,000.00
Transfers, Assistance and Subsidy To		(84,751.00)
Surplus (Deficit) for the period	874,649.57	1,267,719.79

Prepared by:


Romilet E. Luzande
Administrative Officer IV

Certified correct:


DENZEL A. CRUZ, CPA
Acting City Accountant

Republic of the Philippines
Barangay SIPAC-ALMACEN
City of Navotas


Statement of Financial Performance
For the Year Ended December 31, 2023

	2023	Restated 2022
Revenue		
Tax Revenue	2,459,300.22	2,132,899.45
Share from Internal Revenue Collections	9,751,981.00	10,293,208.20
Service and Business Revenue	74,442.07	69,498.83
Total Revenue	12,285,723.29	12,495,606.48
Less: Current Operating Expenses		
Personnel Services	5,149,545.78	4,980,364.79
Maintenance and Other Operating Expenses	3,744,739.20	3,953,427.23
Non-Cash Expenses	1,226,433.12	1,010,742.93
Current Operating Expenses	10,120,718.10	9,944,534.95
Surplus (Deficit) from Current Operation	2,165,005.19	2,551,071.53
Add (Deduct):		
Transfers, Assistance and Subsidy From	1,000.00	1,000.00
Surplus (Deficit) for the period	981,510.09	2,306,126.53

Prepared by:


Romilet E. Luzande
Administrative Officer IV

Certified correct:



DENZEL A. CRUZ, CPA
Acting City Accountant

Republic of the Philippines
Barangay SAN JOSE
City of Navotas


Statement of Financial Performance
For the Year Ended December 31, 2023
(with comparative figures from CY 2022)

	2023	Restated 2022
Revenue		
Tax Revenue	3,237,146.95	2,853,282.91
Share from Internal Revenue Collections	22,887,650.00	24,176,870.10
Share from National Wealth	-	-
Service and Business Revenue	171,694.35	209,531.09
Total Revenue	26,296,491.30	27,239,684.10
Less: Current Operating Expenses		
Personnel Services	12,241,459.77	11,506,841.77
Maintenance and Other Operating Expenses	7,104,044.18	8,148,292.75
Non-Cash Expenses	3,762,249.63	2,945,940.16
Current Operating Expenses	23,107,753.58	22,601,074.68
Surplus (Deficit) from Current Operation	3,188,737.72	4,638,609.42
Add (Deduct):		
Transfers, Assistance and Subsidy From	1,000.00	1,000.00
Transfers, Assistance and Subsidy To	(2,696,721.00)	(470,613.05)
Surplus (Deficit) for the period	493,016.72	4,168,996.37

Prepared by:


Romilet E. Luzande
Administrative Officer IV

Certified correct:


DENZEL A. CRUZ, CPA
Acting City Accountant

Republic of the Philippines
Barangay DAANGHARI
City of Navotas


Statement of Financial Performance
For the Year Ended December 31, 2023

	2023	Restated 2022
Revenue		
Tax Revenue	2,301,096.81	2,005,991.83
Share from Internal Revenue Collections	14,358,711.60	15,161,455.80
Service and Business Revenue	64,359.88	66,583.53
Total Revenue	16,724,168.29	17,234,031.16
Less: Current Operating Expenses		
Personnel Services	8,116,800.42	8,053,415.48
Maintenance and Other Operating Expenses	4,287,090.49	5,590,459.84
Non-Cash Expenses	2,313,773.26	1,782,973.55
Current Operating Expenses	14,717,664.17	15,426,848.87
Surplus (Deficit) from Current Operation	2,006,504.12	1,807,182.29
Add (Deduct):		
Transfers, Assistance and Subsidy From	1,000.00	1,000.00
Surplus (Deficit) for the period	259,107.96	1,493,742.29

Prepared by:


 Romilet E. Luzande
 Administrative Officer IV

Certified correct:


 DENZEL A. CRUZ, CPA
 Acting City Accountant


Republic of the Philippines
Barangay SAN ROQUE
City of Navotas

Statement of Financial Performance - Tentative


For the Year Ended December 31, 2023
(with comparative figures from CY 2022)

	2023	2022
Revenue		
Tax Revenue	1,955,235.65	1,846,939.01
Share from Internal Revenue Collections	16,930,011.60	19,868,211.90
Service and Business Revenue	135,495.68	128,691.26
Total Revenue	19,020,742.93	21,843,842.17
Less: Current Operating Expenses		
Personnel Services	8,686,338.60	8,881,410.60
Maintenance and Other Operating Expenses	5,768,855.02	7,372,713.97
Non-Cash Expenses	2,884,385.01	2,077,614.86
Current Operating Expenses	17,339,578.63	18,331,739.43
Surplus (Deficit) from Current Operation	1,681,164.30	3,512,102.74
Add (Deduct):		
Transfers, Assistance and Subsidy From	1,000.00	1,000.00
Transfers, Assistance and Subsidy To	-	(377,239.06)
	1,682,164.30	3,135,863.68
Surplus (Deficit) for the period		

Prepared by:


Romilet E. Luzande
Administrative Officer IV

Certified correct:



DENZEL A. CRUZ, CPA
Acting City Accountant

Republic of the Philippines
Barangay TANGOS SOUTH
City of Navotas

Statement of Financial Performance - Tentative
For the Year Ended December 31, 2023
 (with comparative figures from CY 2022)

	2023	2022
Revenue		
Balance & Tax Revenue	1,760,537.96	1,597,356.91
Share from Internal Revenue Collections	16,128,919.80	18,927,423.90
Service and Business Revenue	61,993.32	41,470.64
Total Revenue	17,951,451.08	20,566,251.45
Less: Current Operating Expenses		
Personnel Services	8,190,900.00	8,444,619.92
Maintenance and Other Operating Expenses	4,531,252.73	6,435,985.61
Non-Cash Expenses	3,557,336.61	2,329,147.07
Current Operating Expenses	16,279,489.34	17,209,752.60
Surplus (Deficit) from Current Operation	1,671,961.74	3,356,498.85
Add (Deduct):		
Transfers, Assistance and Subsidy From	1,000.00	1,000.00
Surplus (Deficit) for the period	1,672,961.74	2,989,124.85

Prepared by:


 Romilet E. Luzande
 Administrative Officer IV

Certified correct:



 DENZEL A. CRUZ, CPA
 Acting City Accountant

Republic of the Philippines
Barangay TANZA 1
City of Navotas


Statement of Financial Performance
For the Year Ended December 31, 2023
(with comparative figures from CY 2022)

	2023	Restated 2022
Revenue		
Tax Revenue	2,639,694.89	2,412,164.02
Share from Internal Revenue Collections	15,220,513.00	16,073,137.80
Service and Business Revenue	259,053.26	189,136.45
Total Revenue	18,119,261.15	18,674,438.27
Less: Current Operating Expenses		
Personnel Services	7,677,036.63	7,590,956.34
Maintenance and Other Operating Expenses	4,835,015.23	6,378,753.83
Non-Cash Expenses	2,541,041.80	1,959,831.45
Current Operating Expenses	15,053,093.66	15,929,541.62
Surplus (Deficit) from Current Operation	3,066,167.49	2,744,896.65
Add (Deduct):		
Transfers, Assistance and Subsidy From	1,000.00	1,000.00
Transfers, Assistance and Subsidy To	(2,093,493.50)	(399,900.90)
Surplus (Deficit) for the period	973,673.99	2,345,995.75

Prepared by:


Romilet E. Luzande
Administrative Officer IV

Certified correct:

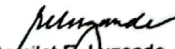

DENZEL A. CRUZ, CPA
Acting City Accountant

Republic of the Philippines
Barangay TANZA 2
City of Navotas


Statement of Financial Performance
For the Year Ended December 31, 2023
 (with comparative figures from CY 2022)

	2023	Restated 2022
Revenue		
Tax Revenue	2,579,828.17	2,208,219.34
Share from Internal Revenue Collections	15,503,888.00	16,372,650.60
Service and Business Revenue	275,428.61	254,725.00
Total Revenue	18,359,144.78	18,835,594.94
Less: Current Operating Expenses		
Personnel Services	7,466,204.35	7,305,458.14
Maintenance and Other Operating Expenses	4,177,086.10	4,996,606.50
Non-Cash Expenses	2,970,262.73	2,085,956.60
Current Operating Expenses	14,613,553.18	14,388,021.24
Surplus (Deficit) from Current Operation	3,745,591.60	4,447,573.70
Add (Deduct):		
Transfers, Assistance and Subsidy From	1,000.00	1,000.00
Transfers, Assistance and Subsidy To	(1,853,768.77)	(461,960.00)
Surplus (Deficit) for the period	1,892,822.83	3,986,613.70

Prepared by:


 Romilet E. Luzande
 Administrative Officer IV

Certified Correct:



 DENZEL A. CRUZ, CPA
 Acting City Accountant

Republic of the Philippines
Barangay NBBS - PROPER
City of Navotas


Statement of Financial Performance
For the Eleven Months Ended November 30, 2023

	<u>2023</u>
Revenue	
Share from Internal Revenue Collections	14,680,779.30
Service and Business Revenue	<u>176,079.81</u>
Total Revenue	<u><u>29,181,007.87</u></u>
Less: Current Operating Expenses	
Personnel Services	13,312,125.00
Maintenance and Other Operating Expenses	6,172,285.86
Non-Cash Expenses	<u>4,232,389.75</u>
Current Operating Expenses	<u><u>23,716,800.61</u></u>
Surplus (Deficit) from Current Operation	5,464,207.26
Add (Deduct):	
Transfers, Assistance and Subsidy From	1,000.00
Transfers, Assistance and Subsidy To	-
Surplus (Deficit) for the period	<u><u><u>5,465,207.26</u></u></u>

Prepared by:


Romilet E. Luzande
Administrative Officer IV

Certified correct:


Denzel A. Cruz, CPA
Acting City Accountant

Republic of the Philippines
Barangay TANGOS NORTH
City of Navotas


Statement of Financial Performance
For the Seven Months Ended July 31, 2023

	<u>2023</u>
Revenue	
Share from Internal Revenue Collections	10,016,062.00
Service and Business Revenue	<u>125,100.15</u>
Total Revenue	<u>11,763,168.69</u>
Less: Current Operating Expenses	
Personnel Services	4,464,850.00
Maintenance and Other Operating Expenses	2,121,813.81
Non-Cash Expenses	<u>1,553,280.35</u>
Current Operating Expenses	<u>8,139,944.16</u>
Surplus (Deficit) from Current Operation	3,623,224.53
Add (Deduct):	
Transfers, Assistance and Subsidy From	1,000.00
Transfers, Assistance and Subsidy To	-
Surplus (Deficit) for the period	<u><u>3,624,224.53</u></u>

Prepared by:


Romilet E. Luzande
Administrative Officer IV

Certified correct:



DENZEL A. CRUZ, CPA
Acting City Accountant

Republic of the Philippines
Barangay NBBS - KAUNLARAN
City of Navotas


Statement of Financial Performance
For the Five (5) Months Ended May 31, 2022

	<u>2022</u>
Revenue	
Tax Revenue	3,518,257.54
Share from Internal Revenue Collections	9,277,969.50
Service and Business Revenue	<u>133,911.87</u>
Total Revenue	<u>12,930,138.91</u>
Less: Current Operating Expenses	
Personnel Services	3,955,700.00
Maintenance and Other Operating Expenses	597,438.59
Non-Cash Expenses	<u>1,912,493.05</u>
Current Operating Expenses	<u>6,465,631.64</u>
Surplus (Deficit) from Current Operation	6,464,507.27
Add (Deduct):	
Transfers, Assistance and Subsidy From	1,000.00
Surplus (Deficit) for the period	<u><u>6,465,507.27</u></u>

Prepared by:


Romilex E. Luzande
Administrative Officer IV

Certified correct:


Denzel A. CRUZ, CPA
Acting City Accountant