


CITY GOVERNMENT OF NAVOTAS
NAVOTAS CITY HOSPITAL
MUNICIPAL SECTION

REPUBLIC OF THE PHILIPPINES
CITY GOVERNMENT OF NAVOTAS
Mariano Naval Street, Navotas City



Office of the City Accountant

Current Assets	
Cash and Cash Equivalents	1,000,000.00
Receivables	500,000.00
Inventories	1,000,000.00
Prepayments and Deferred Charges	500,000.00
Total Current Assets	3,000,000.00
Noncurrent Assets	
Property, Plant, and Equipment	4,000,000.00
Intangible Assets	500,000.00
Total Assets	7,500,000.00
Liabilities	
Accounts Payable	1,000,000.00
Accrued Liabilities	500,000.00
Long-Term Debt	5,000,000.00
Total Liabilities	6,500,000.00
Equity	
Retained Earnings	1,000,000.00
Total Equity	1,000,000.00
Total Liabilities and Equity	7,500,000.00

AUGUST 20, 2024

MS. JENIFER G GALORPORT, CESE
DILG City Director

MS. MARIA IRISH ALOHA CUBILLAN
Public Information Officer

MR. RENATO REYES
ICTO Chief

Dear Ms Galorport, Ms. Cubillan and Mr. Reyes:


In compliance to the full disclosure order, transparency and Seal of Good Housekeeping, respectfully forwarded herewith for posting in the official website of the City Government (MIS) and designated Bulletin Board for the purpose (PIO) the attached copies and soft copies of the Report of **NAVOTAS CITY HOSPITAL** for the month of **JULY 2024** to wit:

- **Statement of Financial Position**
- **Statement of Financial Performance**
- **Statement of Cash Flow**

For your immediate and appropriate action.

Very truly yours,

DENZEL A. CRUZ, CPA
Acting City Accountant



CITY GOVERNMENT OF NAVOTAS
NAVOTAS CITY HOSPITAL
STATEMENT OF FINANCIAL POSITION
AS OF JULY 31, 2024

ASSETS

Current Assets

Cash and Cash Equivalents	304,628,701.47
Investments	6,368.00
Receivables	11,402,219.66
Inventories	8,534,274.79
Prepayments and Deferred Charges	828,325.83
Total Current Assets	325,399,889.75

Noncurrent Assets

Property, Plant, and Equipment	439,384,448.39
Intangible Assets	5,832,166.69
Total Noncurrent Assets	445,216,615.08

TOTAL ASSETS **770,616,504.83**

LIABILITIES

Current Liabilities

Financial Liabilities	31,405,392.38
Inter-Agency Payables	1,993,293.35
Intra-Agency Payables	4,418,930.46
Trust Liabilities	37,769,614.63
Other Payables	8,274,767.81
Total Current Liabilities	83,861,998.63


TOTAL LIABILITIES **83,861,998.63**

NET ASSETS/EQUITY


Government Equity	686,754,506.20
-------------------	----------------

TOTAL LIABILITIES AND NET ASSETS/EQUITY **770,616,504.83**

Prepared By:


HANNAH CHANTELE A. FAUSTINO, CPA
Accountant III

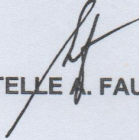
Certified Correct:


DENZEL A. CRUZ, CPA
Acting City Accountant


**CITY GOVERNMENT OF NAVOTAS
NAVOTAS CITY HOSPITAL
STATEMENT OF FINANCIAL PERFORMANCE
AS OF JULY 31, 2024**

Revenue	
Tax Revenue	585,988.19
Service and Business Income	65,112,831.24
Total Revenue	65,698,819.43
Current Operating Expenses	
Personnel Services	24,296,508.23
Maintenance and Other Operating Expenses	96,605,598.08
Financial Expenses	2,800.00
Non-cash Expenses	23,541,766.63
Other Losses	668,925.67
Total Current Operating Expenses	145,115,598.61
Deficit from Current Operations	(79,416,779.18)
Transfers, Assistance, and Subsidy	
Transfers, Assistance, and Subsidy from	84,277,332.00
Net Financial Assistance/Subsidy	84,277,332.00
Surplus for the Period	4,860,552.82

Prepared By:


HANNAH CHANTELE A. FAUSTINO, CPA
Accountant III

Certified Correct:


DENZEL A. CRUZ, CPA
Acting City Accountant

CITY GOVERNMENT OF NAVOTAS
NAVOTAS CITY HOSPITAL
STATEMENT OF CASH FLOWS
AS OF JULY 31, 2024

Cash Flows From Operating Activities

Cash Inflows

Collections from taxpayers	585,988.19
Receipts from business/service income	36,834,808.52
Interest income	112,858.45
Other receipts	169,562,126.65
Total Cash Inflows	207,095,781.81

Cash Outflows

Payment of expenses	6,058,254.28
Payment to suppliers and creditors	86,512,169.67
Payment to employees	85,859,273.83
Other expenses	26,912,734.20
Total Cash Outflows	205,342,431.98


Net Cash Flows from Operating Activities **1,753,349.83**

Total Cash Flows Provided by Operating Activities **1,753,349.83**


Cash Balance at beginning of the year **302,875,351.64**

Cash Balance at end of the period **304,628,701.47**

Prepared By:


HANNAH CHANTELE A. FAUSTINO, CPA
Accountant III

Certified Correct:


DENZEL A. CRUZ, CPA
Acting City Accountant