



REPUBLIC OF THE PHILIPPINES
CITY GOVERNMENT OF NAVOTAS
Mariano Naval Street, Navotas City

Office of the City Accountant

SEPTEMBER 16, 2024

MS. JENIFER G GALORPORT, CESE
DILG City Director

MS. MARIA IRISH ALOHA CUBILLAN
Public Information Officer


MR. RENATO REYES
ICTO Chief

Dear Ms Galorport, Ms. Cubillan and Mr. Reyes:

In compliance to the full disclosure order, transparency and Seal of Good Housekeeping, respectfully forwarded herewith for posting in the official website of the City Government (MIS) and designated Bulletin Board for the purpose (PIO) the attached copies and soft copies of the Report of **NAVOTAS CITY HOSPITAL** for the month of **AUGUST 2024** to wit:

- **Statement of Financial Position**
- **Statement of Financial Performance**
- **Statement of Cash Flow**

For your immediate and appropriate action.



Very truly yours,

[Signature]
DENZEL A. CRUZ, CPA
Acting City Accountant


CITY GOVERNMENT OF NAVOTAS
NAVOTAS CITY HOSPITAL
STATEMENT OF FINANCIAL POSITION
AS OF AUGUST 31, 2024

ASSETS	
<i>Current Assets</i>	
Cash and Cash Equivalents	307,035,439.13
Investments	6,368.00
Receivables	8,890,315.83
Inventories	11,028,128.99
Prepayments and Deferred Charges	707,317.64
Total Current Assets	327,667,569.59
<i>Noncurrent Assets</i>	
Property, Plant, and Equipment	436,174,991.92
Intangible Assets	5,665,533.36
Total Noncurrent Assets	441,840,525.28
TOTAL ASSETS	769,508,094.87
LIABILITIES	
<i>Current Liabilities</i>	
Financial Liabilities	24,103,639.23
Inter-Agency Payables	2,007,317.67
Intra-Agency Payables	5,428,617.14
Trust Liabilities	37,900,914.96
Other Payables	9,193,026.80
Total Current Liabilities	78,633,515.80
TOTAL LIABILITIES	78,633,515.80
NET ASSETS/EQUITY	
Government Equity	690,874,579.07
TOTAL LIABILITIES AND NET ASSETS/EQUITY	769,508,094.87

Prepared By:


HANNAH CHANTELLE A. FAUSTINO, CPA
 Accountant III


Certified Correct:


DENZEL A. CRUZ, CPA
 Acting City Accountant

**CITY GOVERNMENT OF NAVOTAS
NAVOTAS CITY HOSPITAL
STATEMENT OF FINANCIAL PERFORMANCE
AS OF AUGUST 31, 2024**

Revenue	
Tax Revenue	681,945.19
Service and Business Income	73,422,547.76
Total Revenue	74,104,492.95
Current Operating Expenses	
Personnel Services	27,552,384.50
Maintenance and Other Operating Expenses	107,777,487.26
Financial Expenses	2,800.00
Non-cash Expenses	26,917,856.43
Other Losses	668,371.07
Total Current Operating Expenses	162,918,899.26
Deficit from Current Operations	(88,814,406.31)
Transfers, Assistance, and Subsidy	
Transfers, Assistance, and Subsidy	97,795,032.00
Net Financial Assistance/Subsidy	97,795,032.00
Surplus for the Period	8,980,625.69

Prepared By:


HANNAH CHANTELE A. FAUSTINO, CPA
Accountant III

Certified Correct:


DENZEL A. CRUZ, CPA
Acting City Accountant

**CITY GOVERNMENT OF NAVOTAS
NAVOTAS CITY HOSPITAL
STATEMENT OF CASH FLOWS
AS OF AUGUST 31, 2024**

Cash Flows From Operating Activities

Cash Inflows

Collections from taxpayers	681,945.19
Receipts from business/service income	41,245,194.20
Interest income	112,858.45
Other receipts	192,787,647.47
Total Cash Inflows	234,827,645.31

Cash Outflows

Payment of expenses	6,828,581.46
Payment to suppliers and creditors	101,154,467.67
Payment to employees	95,761,055.74
Other expenses	26,923,452.95
Total Cash Outflows	230,667,557.82

Net Cash Flows from Operating Activities **4,160,087.49**

Total Cash Flows Provided by Operating Activities **4,160,087.49**

Cash Balance at beginning of the year **302,875,351.64**

Cash Balance at end of the period **307,035,439.13**

Prepared By:

HANNAH CHANTELE A. FAUSTINO, CPA
Accountant III



Certified Correct:

DENZEL A. CRUZ, CPA
Acting City Accountant

