

MCS



REPUBLIC OF THE PHILIPPINES
CITY GOVERNMENT OF NAVOTAS
Mariano Naval Street, Navotas City

Office of the City Accountant

AUGUST 16, 2024

MS. JENNIFER G. GALORPORT, CESE
DILG City Director

MS. MARIA IRISH ALOHA CUBILLAN
Public Information Officer

MR. RENATO REYES
ICTO Chief

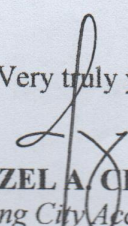
Dear Ms. Galorport, Ms Cubillan and Mr. Reyes:

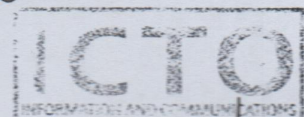
In compliance to the full disclosure order, transparency and Seal of Good Housekeeping respectfully forwarded herewith for posting in the official Website of the City Government (MIS) and designated Bulletin Board for the purpose (PIO), the attached copies and soft copies of the Report of **SPECIAL EDUCATION FUND** for the month of **JULY 2024** to wit:

- **Statement of Financial Position**
- **Statement of Financial Performance**
- **Statement of Cash Flow**

For your immediate and appropriate action.

Very truly yours,


DENZEL A. CRUZ, CPA
Acting City Accountant



**CITY GOVERNMENT OF NAVOTAS
SPECIAL EDUCATION FUND
STATEMENTS OF FINANCIAL POSITION
AS OF JULY 31, 2024**

	JULY 2024
ASSETS	
Current Assets	
Cash & Cash Equivalents	104,035,443.70
Investments	3,868,069.74
Receivables	111,045,748.31
Inventories	5,086,445.00
Prepayments & Deferred Charges	3,110,075.04
Total Current Assets	227,145,781.79
Non-current Assets	
Property, Plant, & Equipment	228,193,808.58
Total Noncurrent Assets	228,193,808.58
TOTAL ASSETS	455,339,590.37
LIABILITIES	
Current Liabilities	
Financial Liabilities	9,917,222.17
Inter-Agency Payables	491,456.17
Intra- Agency Payables	162,829.64
Trust Liabilities	265,335.83
Deferred Special Education Tax	110,313,941.36
Other Payables	-
Total Current Liabilities	121,150,785.17
Total Noncurrent Liabilities	-
TOTAL LIABILITIES	121,150,785.17
NET ASSETS/EQUITY	
Government Equity	334,188,805.20
TOTAL LIABILITIES AND NET ASSETS/EQUITY	455,339,590.37
	(0.00)

Prepared By: 0.00

Christ
CHRISTIAN JOY A. FAUSTINO
Accounting Clerk III


Certified Correct:

[Signature]
DENZEL A. CRUZ, CPA
Acting City Accountant


**CITY GOVERNMENT OF NAVOTAS
SPECIAL EDUCATION FUND
STATEMENT OF FINANCIAL PERFORMANCE
AS OF JULY 31, 2024**

	JULY 2024
INCOME	
Tax Revenue	117,656,454.09
Service & Business Income	20,908.48
Shares, Grants, & Donations	121,000.00
Other Income	(135,078.80)
Total Income	117,663,283.77
CURRENT OPERATING EXPENSES	
Personnel Services	812,254.33
Maintenance & Other Operating Expenses	28,178,838.48
Financial Expenses	1,800.00
Non-cash Expenses	10,694,408.43
Total Current Operating Expenses	39,687,301.24
Surplus from Current Operations	77,975,982.53
Transfers, Assistance, & Subsidies to	(11,549,144.74)
SURPLUS FOR THE PERIOD	66,426,837.79

Prepared By:


CHRISTIAN JOY A. FAUSTINO
Accounting Clerk III

Certified Correct:


DENZEL A. CRUZ, CPA
Acting City Accountant

**CITY GOVERNMENT OF NAVOTAS
SPECIAL EDUCATION FUND
STATEMENT OF CASH FLOWS
AS OF JULY 31, 2024**

	JULY 2024
CASH FLOWS FROM OPERATING ACTIVITIES	
Cash Inflows	
Collections from taxpayers	104,653,354.23
Receipts from business/service income	-
Interest Income	20,908.48
Other Receipts	72,244.46
Total Cash Inflows from Operating Activities	104,746,507.17
Cash Outflows	
Payment of expenses	5,415,091.08
Payment to suppliers & creditors	13,805,787.74
Payment to employees	7,563,685.13
Other expenses	23,837,817.09
Total Cash Outflows from Operating Activities	50,622,381.04
Net Cash Flows from Operating Activities	54,124,126.13
CASH FLOWS FROM INVESTING ACTIVITIES	
Cash Outflows	
Purchase/Construction of Property, Plant and Equipment	14,274,744.72
Total Cash Outflows from Investing Activities	14,274,744.72
Net Increase in Cash	39,849,381.41
Cash Balance at the beginning of the year	64,186,062.29
Cash Balance as of February 29, 2024	104,035,443.70

0.00

Prepared By:

Christ
CHRISTIAN JOY A. FAUSTINO
Accounting Clerk III

Certified Correct:

Denzel
DENZEL A. CRUZ, CPA
Acting City Accountant