


ICTO



REPUBLIC OF THE PHILIPPINES
METROPOLITAN MANILA
CITY OF NAVOTAS



CITY BUDGET OFFICE

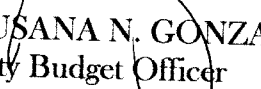
January 9, 2025


MS. MARIA IRISH ALOHA CUBILLAN
City Public Information Officer

ENGR. RENATO REYES
ICT - Officer

Respectfully forwarded to your good office the herein attached FDP Form 7 - 20% Component of the IRA Utilization for the 4th Quarter of CY- 2024 for your ready reference and posting, to wit;

Thank you.


SUSANA N. GONZALES
City Budget Officer



UTILIZATION OF THE 20% OF THE NATIONAL TAX ALLOTMENT

REGION: NATIONAL CAPITAL REGION
 PROVINCE: CITY OF NAVOTAS
 CITY/MUNICIPALITY: CITY OF NAVOTAS

CALENDAR YEAR: 2024
 QUARTER: 4

page 1 of 5

Program or Project	Location	Total Cost	Date Started	Target Completion Date	Project Status		No. of Extensions, if any	Remarks
					% of Completion	Total Cost Incurred to Date		
<u>ECONOMIC DEVELOPMENT:</u>								
a) Loan Amortization		83,500,000.00				83,500,000.00		monthly loan amortization
b) Construction/Repair/Improvement of Roads, Pathways, Canals & Other Government Facilities								
1) Upgrading of Road with Improvement of Drainage Canal @ Takino St., Brgy. Bangkulasi	Bangkulasi, Navotas City	2,406,013.99	6-Mar-24	19-Apr-24	100%	2,392,435.96		Completed
2) Upgrading of Alley with Improvement of Drainage Canal @ Taganahan St., (Riverside) Brgy. BBS	BBS, Navotas City	2,696,557.72	6-Mar-24	3-Jun-24	100%	2,682,825.69		Completed
3) Upgrading of Alley with Improvement of Drainage Canal @ Int. Taganahan, Brgy. BBS	BBS, Navotas City	1,777,637.64	6-Mar-24	19-Apr-24	100%	1,768,013.39		Completed
4) Rehabilitation of Road with Improvement of Drainage Canal @ Tres Tabing Dagat, Brgy. Daanghari	Daanghari, Navotas City	2,194,822.40	6-Mar-24	3-Jun-24	100%	2,189,455.25		Completed
5) Upgrading of Alley with Improvement of Drainage Canal @ Alley beside MLhuillier, M. Naval St., Brgy. Navotas East	Navotas East, Navotas City	783,721.45	7-May-24	5-Jun-24	100%	777,517.64		Completed
6) Upgrading of Alley with Improvement of Drainage Canal @ Blk. 32A Lot 27 Phase 2 Area 2, Brgy. NBBS Dagat-Dagatan	NBBS, Dagat-Dagatan, Navotas City	2,405,265.95	6-Mar-24	3-Jun-24	100%	2,395,097.41		Completed

We hereby certify that we have reviewed the contents and hereby attest to the veracity and correctness of the data or information contained in this document.

UTILIZATION OF THE 20% OF THE NATIONAL TAX ALLOTMENT

REGION: NATIONAL CAPITAL REGION
PROVINCE: CITY OF NAVOTAS
CITY/MUNICIPALITY: CITY OF NAVOTAS

CALENDAR YEAR: 2024
QUARTER: 4

page 2 of 5

Program or Project	Location	Total Cost	Date Started	Target Completion Date	Project Status		No. of Extensions, if any	Remarks
					% of Completion	Total Cost Incurred to Date		
7) Rehabilitation of Alley with Improvement of Drainage Canal @ Blk. 23 Phase 2 Area 1, Brgy. NBBS Dagat-Dagatan	NBBS, Dagat-Dagatan, Navotas City	3,665,016.93	14-Mar-24	11-Jun-24	100%	3,635,780.47		Completed
8) Upgrading of Alley with Improvement of Drainage Canal @ Blk 22 Lot 78 Phase 2 Area 1, Brgy. NBBS Dagat-Dagatan	NBBS Dagat-Dagatan, Navotas City	3,044,878.17	14-Mar-24	11-Jun-24	100%	3,034,188.06		Completed
9) Upgrading of Alley with Improvement of Drainage Canal @ Thelma St., and Elejan St., Brgy. NBBS Proper	NBBS Proper, Navotas City	1,154,092.52	14-Mar-24	12-May-24	100%	1,145,944.76		Completed
10) Improvement of Pathway @ Int. Kahunari, Brgy. San Jose	San Jose, Navotas City	550,659.89	14-Mar-24	12-Apr-24	100%	540,702.65		Completed
11) Upgrading of Alley w/ Improvement of Drainage Canal @ Int. Los Martirez near Nenita Store, Brgy. San Jose	San Jose, Navotas City	3,300,852.96	14-Mar-24	11-Jun-24	100%	3,277,462.23		Completed
12) Upgrading of Alley w/ Improvement of Drainage Canal @ Int. Los Martirez near Julie Store, Brgy. San Jose	San Jose, Navotas City	1,377,999.65	14-Mar-24	11-Jun-24	100%	1,373,154.91		Completed
13) Upgrading of Road w/ Improvement of Drainage Canal @ Bagong Silang, Brgy. San Jose	San Jose, Navotas City	5,631,484.36	14-Mar-24	11-Jul-24	100%	5,607,722.66		Completed

We hereby certify that we have reviewed the contents and hereby attest to the veracity and correctness of the data or information contained in this document.

UTILIZATION OF THE 20% OF THE NATIONAL TAX ALLOTMENT

REGION: NATIONAL CAPITAL REGION
PROVINCE: CITY OF NAVOTAS
CITY/MUNICIPALITY: CITY OF NAVOTAS

CALENDAR YEAR: 2024
QUARTER: 4

page 3 of 5

Program or Project	Location	Total Cost	Date Started	Target Completion Date	Project Status		No. of Extensions, if any	Remarks
					% of Completion	Total Cost Incurred to Date		
14) Concrete Reblocking of Road @ Lt. M. De Vera, Brgy. Sipac-Almacen	Sipac-Almacen, Navotas City	3,996,117.67	14-Mar-24	12-May-24	100%	3,972,746.11		Completed
15) Improvement of Pathway @ Int. M. De Vera, Brgy. Sipac-Almacen	Sipac-Alamcen, Navotas City	2,131,621.87	15-Mar-24	28-Apr-24	100%	2,126,537.56		Completed
16) Upgrading of Alley w/ Improvement of Drainage Canal @ #187 & #221 Int B. Cruz, Brgy. Tangos North	Tangos North, Navotas City	1,312,565.66	15-Mar-24	12-Jun-24	100%	1,307,896.92		Completed
17) Upgrading of Alley w/ Improvement of Drainage Canal @ #449 Int. B. Cruz, Brgy. Tangos North	Tangos North, Navotas City	667,631.73	21-Mar-24	4-May-24	100%	665,656.57		Completed
18) Improvement of Pathway @ Int. B. Caseñas, Brgy. Tangos North	Tangos North, Navotas City	873,807.44	15-Mar-24	13-Apr-24	100%	869,379.12		Completed
19) Improvement of Pathway @ Int. F. Ablola, Brgy. Tangos North	Tangos North, Navotas City	786,663.99	7-May-24	5-Jun-24	100%	779,082.42		Completed
20) Upgrading of Alley w/ Improvement of Drainage Canal @ Int. JB Santos St., and Int. M. Fernando, Brgy. Tangos South	Tangos, Navotas City	3,073,544.15	7-May-24	4-Aug-24	100%	3,048,833.29		Completed
21) Upgrading of Alley w/ Improvement of Drainage Canal @ Int. A. Cruz Ext. (near Tapahan ni Danny Bangus), Brgy. Tangos South	Tangos South, Navotas City	3,320,739.49	21-Mar-24	18-Jun-24	100%	3,294,219.49		Completed

We hereby certify that we have reviewed the contents and hereby attest to the veracity and correctness of the data or information contained in this document.

REGION: NATIONAL CAPITAL REGION
 PROVINCE: CITY OF NAVOTAS
 CITY/MUNICIPALITY: CITY OF NAVOTAS

CALENDAR YEAR: 2024
 QUARTER: 4

page 4 of 5

Program or Project	Location	Total Cost	Date Started	Target Completion Date	Project Status		No. of Extensions, if any	Remarks
					% of Completion	Total Cost Incurred to Date		
22) Upgrading of Alley w/ Improvement of Drainage Canal @ Int. Bagong Kalsada St., and Int. Goldrock, Brgy. Tangos South and San Roque	Tangos South, San Roque, Navotas City	2,899,739.89	21-Mar-24	18-Jun-24	100%	2,876,178.19		Completed
23) Upgrading of Alley w/ Improvement of Drainage Canal @ 148 Int. Sampaguita St., and Int. Champaca, Brgy. Tanza 1	Tanza 1, Navotas City	616,254.10	21-Mar-24	4-May-24	100%	611,360.92		Completed
TOTAL ECONOMIC DEVELOPMENT		134,167,689.62				133,872,191.67		
<u>SOCIAL DEVELOPMENT:</u>								
a) Installation of Additional and Improvement of Existing Streetlighting System								
1) Improvement of Solar Streetlights @ Bangus, Apha, Ayungin, Beside NPC, Brgy. NBBS Kaunlaran	NBBS Kaunlaran, Navotas City	5,092,282.09	26-Apr-24	24-Jul-24	100%	5,078,429.36		Completed
2) Improvement of Streetlights @ Babanse, Brgy. NBBS Kaunlaran	NBBS Kaunlaran, Navotas City	5,394,190.32	26-Apr-24	24-Jul-24	100%	5,393,761.96		Completed
3) Improvement of Streetlights @ R. Nicasio St., Taliba St., Catalina St., Riverside, Brgy. SRV	SRV, Navotas City	10,120,299.82	26-Apr-24	23-Aug-24	100%	10,094,037.49		Completed
4) Improvement of Solar Streetlights @ Madaragat, Site 8, Langaray, Halaan, Dalag, Brgy. NBBS Dagat-Dagatan	NBBS Dagat-Dagatan, Navotas City	5,850,821.08	26-Apr-24	24-Jul-24	100%	5,830,808.60		Completed
5) Improvement of Solar Streetlights @ Los Martinez, Bagong Silang, Brgy. San Jose, F. Pascual Int. Daanghari, Brgy. Daanghari, A. Leongson, Brgy. San Roque	San Jose, Daanghari, San Roque	3,782,078.35	26-Apr-24	24-Jul-24	100%	3,778,865.21		Completed

We hereby certify that we have reviewed the contents and hereby attest to the veracity and correctness of the data or information contained in this document.

UTILIZATION OF THE 20% OF THE NATIONAL TAX ALLOTMENT

REGION: NATIONAL CAPITAL REGION
PROVINCE: CITY OF NAVOTAS
CITY/MUNICIPALITY: CITY OF NAVOTAS

CALENDAR YEAR: 2024
QUARTER: 4

page 5 of 5

Program or Project	Location	Total Cost	Date Started	Target Completion Date	Project Status		No. of Extensions, if any	Remarks
					% of Completion	Total Cost Incurred to Date		
6) Improvement of Solar Streetlights @ San Marcos, Bauza, Cadorniga, C3 Bridge, C4 Bridge, Pescador St, NBBN, SRV Marala 3 Bridge	NBBN, SRV, Navotas City	4,609,575.46	26-Apr-24	24-Jul-24	100%	4,599,642.57		Completed
7) Improvement of Existing Streetlights and Construction of New Solar Streetlights @ No 1th Bay Blvd. Road (from C3-Maralla Bridge), Brgy. NBBS Proper	NBBS Proper, Navotas City	6,430,118.66	26-Apr-24	23-Aug-24	100%	6,420,518.11		Completed
TOTAL SOCIAL DEVELOPMENT		41,279,365.78				41,196,063.30		
ENVIRONMENTAL MANAGEMENT:								
1) Procurement of two (2) units mini dumptrucks and one (1) unit dumptruck	Navotas City	5,850,000.00			100%	5,840,000.00		For Delivery
TOTAL ENVIRONMENTAL MANAGEMENT		5,850,000.00				5,840,000.00		
TOTAL 20% CDF		181,297,055.40				180,908,254.97		

We hereby certify that we have reviewed the contents and hereby attest to the veracity and correctness of the data or information contained in this document.

SUSANA N. GONZALES
City Budget Officer

HON. JOHN REYNALD M. TIANGCO
City Mayor