



Republic of the Philippines
CITY GOVERNMENT of NAVOTAS
OFFICE OF THE CITY ACCOUNTANT
1052 Mariano Naval Street, Navotas City 1485



September 16, 2024

MR PERCIVAL I. ARLOS
Supervising Auditor

MR VONNE B. VILLANUEVA
CDRRM Officer

MS MARIA IRISH ALOHA CUBILLAN
Public Information Officer (Bulletin Board of Navotas City Hall/NPC/Navotas
Lying In)

MR RENATO REYES
ICTO Head

Dear Sir and Colleague,


Respectfully forwarded herewith is the Report of Local Disaster Risk Reduction and Management Fund Utilization for the months of July and August 2024.


Relative thereto, in aid of transparency and accountability, may we request for the posting of the Report in the Bulletin Board and various conspicuous places in the City (PIO) and Official Website of the City Government (MIS).

Please acknowledge receipt.

Thank you very much.

Respectfully yours,


DENZEL A. CRUZ, CPA
City Accountant
ACTING



cc: Mayor's Office

LOCAL DISASTER RISK REDUCTION AND MANAGEMENT FUND UTILIZATION


REGION: NATIONAL CAPITAL REGION
PROVINCE: METRO MANILA
CITY/MUNICIPALITY: CITY OF NAVOTAS

CALENDAR YEAR: 2024
MONTH: July

Particulars	LDRRM Fund		NDRRM Fund	From Other LGUs	From Other Sources	TRUST FUND	Total
	Quick Response Fund (QRF) 30%	Mitigation Fund 70%					
A. Sources of Funds							
Current Appropriations	26,358,059.00	61,502,137.00					87,860,196.00
Continuing Appropriations		16,950,568.19					16,950,568.19
Previous Years' Appropriations Transferred to the Special Trust Fund						26,451,099.92	26,451,099.92
2022						3,212,331.55	3,212,331.55
2018						2,598,233.98	2,598,233.98
Transfer/Grants							
Total Funds Available	26,358,059.00	78,452,705.19	-	-		32,261,665.45	137,072,429.64
B. Utilization							-
Medicines							-
Food Supplies							-
Welfare Goods Expenses							-
Drug and Medicines Expenses							-
Medical, Dental and Laboratory Supplies		907,750.00					907,750.00
Trainings		971,748.00					971,748.00
Animal/Zoological Supplies Expenses							-
Other Supplies & Materials							-
Fuel, oil and Lubricant Expenses							-
Representation Expenses		53,175.00					53,175.00

	200,000.00							200,000.00
Sanitization Equipment								-
Medical Equipment		225,720.00						225,720.00
Information & Communication Technology Equipment								-
Other Land Improvements								-
Disaster Response and Rescue Equipment						2,967,401.24		2,967,401.24
Hospitals and Health Centers								-
Road Networks								-
Transfers to other LGUs								-
Continuing								-
Disaster Response and Rescue Equipment		1,250,000.00						1,250,000.00
Total Utilization	200,000.00	3,408,393.00	-	-	-	2,967,401.24		6,575,794.24
Unutilized Balance	26,158,059.00	75,044,312.19	-	-	-	29,294,264.21		130,496,635.40

We hereby certify that we have reviewed the contents and hereby attest to the veracity and correctness of the data or information contained in this document.



DENZEL A. CRUZ, CPA
 Acting City Accountant

LOCAL DISASTER RISK REDUCTION AND MANAGEMENT FUND UTILIZATION


REGION: NATIONAL CAPITAL REGION
PROVINCE: METRO MANILA
CITY/MUNICIPALITY: CITY OF NAVOTAS

CALENDAR YEAR: 2024
MONTH: August

Particulars	LDRRM Fund		NDRRM Fund	From Other LGUs	From Other Sources	TRUST FUND	Total
	Quick Response Fund (QRF) 30%	Mitigation Fund 70%					
A. Sources of Funds							
Current Appropriations	26,358,059.00	61,502,137.00					87,860,196.00
Continuing Appropriations		16,950,568.19					16,950,568.19
Previous Years' Appropriations						26,451,099.92	26,451,099.92
2022						3,212,331.55	3,212,331.55
2021							-
2020							-
2019							-
2018						2,598,233.98	2,598,233.98
Transfer/Grants							
Total Funds Available	26,358,059.00	78,452,705.19	-	-		32,261,665.45	137,072,429.64
B. Utilization							-
Medicines							-
Food Supplies							-
Welfare Goods Expenses							-
Drug and Medicines Expenses							-
Laboratory Supplies		907,750.00					907,750.00
Repair of Evacuation Center							-
Trainings		3,505,671.32					3,505,671.32
Animal/Zoological Supplies Expenses							-

Materials								-
and Lubricant Expenses								-
Representation Expenses		53,175.00						53,175.00
Donations	200,000.00							200,000.00
Communication Equipment								-
Medical Equipment		225,720.00						225,720.00
Equipment								-
Other Land Improvements								-
Disaster Response and Rescue Equipment						2,967,401.24		2,967,401.24
Hospitals and Health Centers								-
Road Networks		2,533,923.32						2,533,923.32
Transfers to other LGUs								-
Continuing								-
Disaster Response and Rescue Equipment		1,250,000.00						1,250,000.00
Total Utilization	200,000.00	8,476,239.64		-	-	-	2,967,401.24	11,643,640.88
Unutilized Balance	26,158,059.00	69,976,465.55		-	-	-	29,294,264.21	125,428,788.76

We hereby certify that we have reviewed the contents and hereby attest to the veracity and correctness of the data or information contained in this document.



DENZEL A. CRUZ, CPA
 Acting City Accountant