



Republic of the Philippines
CITY GOVERNMENT of NAVOTAS
OFFICE OF THE CITY ACCOUNTANT
1052 Mariano Naval Street, Navotas City 1485



20 February 2025

MS. JENIFER G. GALORPORT, CESE
DILG City Director

MS. MARIA IRISH ALOHA D. CUBILLAN
Public Information Officer

ENGR. RENATO S. REYES
ICT Officer


Greetings!

In compliance with the Full Disclosure Policy, we are submitting the financial statements of **SPECIAL EDUCATION FUND** for the month **JANUARY 2025**.


Statement of Financial Position
Statement of Financial Performance
Statement of Cash Flows

For your immediate and appropriate action.

Respectfully Yours,


DENZEL A. CRUZ
Acting City Accountant

OFFICE OF THE CITY ACCOUNTANT
1052 Mariano Naval Street, Sipac, Navotas City 1485
Telefax (02) 281 4080



CITY GOVERNMENT OF NAVOTAS
SPECIAL EDUCATION FUND
STATEMENT OF FINANCIAL POSITION
AS OF JANUARY 31, 2025

ASSETS	
Current Assets	
Cash and Cash Equivalents	82,493,022.33
Investments	4,658,569.74
Receivables	176,638,122.49
Inventories	-
Prepayments and Deferred Charges	649,143.97
Total Current Assets	264,438,858.53
Noncurrent Assets	
Investment Property	-
Property, Plant, and Equipment	94,723,608.61
Intangible Assets	-
Total Noncurrent Assets	94,723,608.61
TOTAL ASSETS	359,162,467.14
LIABILITIES	
Current Liabilities	
Financial Liabilities	3,633,343.36
Inter-Agency Payables	140,890.13
Intra-Agency Payables	585,081.57
Trust Liabilities	339,405.66
Deferred Credits/Unearned Income	176,681,114.78
Other Payables	-
Total Current Liabilities	181,379,835.50
TOTAL LIABILITIES	181,379,835.50
NET ASSETS/EQUITY	
Government Equity	177,782,631.64
TOTAL LIABILITIES AND NET ASSETS/EQUITY	359,162,467.14

Prepared by:

Christ
CHRISTIAN JOY A. FAUSTINO
 Accounting Clerk III

Certified Correct:


DENZEL A. CRUZ
 Acting City Accountant

**CITY GOVERNMENT OF NAVOTAS
SPECIAL EDUCATION FUND
STATEMENT OF FINANCIAL PERFORMANCE
AS OF JANUARY 31, 2025**

Revenue	
Tax Revenue	33,298,002.10
Service and Business Income	-
Shares, Grants, and Donations	-
Other Income	-
Total Revenue	33,298,002.10
Current Operating Expenses	
Personnel Services	106,751.10
Maintenance and Other Operating Expenses	2,402,295.13
Financial Expenses	-
Non-cash Expenses	1,098,710.46
Total Current Operating Expenses	3,607,756.69
Surplus from Current Operations	29,690,245.41
Transfers, Assistance, and Subsidy	
Transfers, Assistance, and Subsidy from	-
Transfers, Assistance, and Subsidy to	-
Net Financial Assistance/Subsidy	-
SURPLUS FOR THE PERIOD	29,690,245.41

Prepared by:

Christian Joy A. Faustino
CHRISTIAN JOY A. FAUSTINO
Accounting Clerk III


Certified Correct:

Denzel A. Cruz
DENZEL A. CRUZ
Acting City Accountant

CITY GOVERNMENT OF NAVOTAS
SPECIAL EDUCATION FUND
STATEMENT OF CASH FLOWS
AS OF JANUARY 31, 2025

Cash Flows From Operating Activities	
Cash Inflows	
Collections from taxpayers	19,663,434.95
Receipts from business/service income	-
Interest income	-
Other receipts	9,997.19
Total Cash Inflows	19,673,432.14
Cash Outflows	
Payment of expenses	2,740,133.61
Payment to suppliers and creditors	3,825,407.21
Payment to employees	64,907.26
Interest Expense	-
Other expenses	91,768.16
Total Cash Outflows	6,722,216.24
Net Cash Flows from Operating Activities	12,951,215.90
Cash Flows From Investing Activities	
Cash Inflows	
Proceeds from sale/disposal of property, plant, and equipment	2,638.61
Total Cash Inflows	2,638.61
Cash Outflows	
Purchase/construction of property, plant, and equipment	1,596,559.10
Purchase of intangible assets	-
Total Cash Outflows	1,596,559.10
Net Cash Flows from Investing Activities	(1,593,920.49)
Total Cash Flows Provided by Operating, Investing, and Financing Activities	11,357,295.41
Cash Balance at beginning of the year	71,135,726.92
Cash Balance at end of the period	82,493,022.33

Prepared by:


CHRISTIAN JOY A. FAUSTINO
Accounting Clerk III

Certified Correct:


DENZEL A. CRUZ
Acting City Accountant