



REPUBLIC OF THE PHILIPPINES
CITY GOVERNMENT OF NAVOTAS
Mariano Naval Street, Navotas City

Office of the City Accountant

AUGUST 16, 2024

MS. JENNIFER G. GALORPORT, CESE
DILG City Director

MS. MARIA IRISH ALOHA CUBILLAN
Public Information Officer

MR. RENATO REYES
ICTO Chief

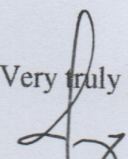
Dear Ms. Galorport, Ms Cubillan and Mr. Reyes:


In compliance to the full disclosure order, transparency and Seal of Good Housekeeping respectfully forwarded herewith for posting in the official Website of the City Government (MIS) and designated Bulletin Board for the purpose (PIO), the attached copies and soft copies of the Report of **NAVOTAS POLYTECHNIC COLLEGE** for the month of **JULY 2024** to wit:

- **Statement of Financial Position**
- **Statement of Financial Performance**
- **Statement of Cash Flow**

For your immediate and appropriate action.

Very truly yours,


DENZEL A. CRUZ, CPA
Acting City Accountant




**CITY GOVERNMENT OF NAVOTAS
 NAVOTAS POLYTECHNIC COLLEGE
 STATEMENT OF FINANCIAL POSITION
 AS OF JULY 31, 2024**

| ASSETS | |
|--|-----------------------|
| Current Assets | |
| Cash and Cash Equivalents | 97,335,602.16 |
| Investments | 590,540.00 |
| Receivables | 484,468.66 |
| Inventories | 1,100,204.64 |
| Total Current Assets | 99,510,815.46 |
| Noncurrent Assets | |
| Property, Plant, and Equipment | 1,328,499.66 |
| Total Noncurrent Assets | 1,328,499.66 |
| TOTAL ASSETS | 100,839,315.12 |
| LIABILITIES | |
| Current Liabilities | |
| Financial Liabilities | 2,975.55 |
| Inter-Agency Payables | 2,079,734.47 |
| Intra-Agency Payables | 256,200.17 |
| Trust Liabilities | 28,550.77 |
| Other Payables | 30,267.00 |
| Total Current Liabilities | 2,397,727.96 |
| TOTAL LIABILITIES | 2,397,727.96 |
| NET ASSETS/EQUITY | |
| Government Equity | 98,441,587.16 |
| TOTAL LIABILITIES AND NET ASSETS/EQUITY | 100,839,315.12 |

Prepared By:

CHRISTIAN JOY A. FAUSTINO
 Accounting Clerk III


Certified Correct:


DENZEL A. CRUZ, CPA
 Acting City Accountant


**CITY GOVERNMENT OF NAVOTAS
NAVOTAS POLYTECHNIC COLLEGE
STATEMENT OF FINANCIAL PERFORMANCE
AS OF JULY 31, 2024**

| Revenue | |
|---|------------------------|
| Tax Revenue | 26,216.60 |
| Service and Business Income | 2,370,559.52 |
| Other Income | (21,233.28) |
| Total Revenue | 2,375,542.84 |
| Current Operating Expenses | |
| Personnel Services | 5,060,004.68 |
| Maintenance and Other Operating Expenses | 11,163,375.55 |
| Financial Expenses | - |
| Noncash Expenses | 225,989.12 |
| Total Current Operating Expenses | 16,449,369.35 |
| Deficit from Current Operations | (14,073,826.51) |
| Transfers, Assistance, and Subsidy | |
| Transfers, Assistance, and Subsidy from | 30,353,056.00 |
| Net Financial Assistance/Subsidy | 30,353,056.00 |
| Surplus for the Period | 16,279,229.49 |

Prepared By:


CHRISTIAN JOY A. FAUSTINO
Accounting Clerk III


Certified Correct:


DENZEL A. CRUZ, CPA
Acting City Accountant


CITY GOVERNMENT OF NAVOTAS
NAVOTAS POLYTECHNIC COLLEGE
STATEMENT OF CASH FLOWS
AS OF JULY 31, 2024

| CASH FLOWS FROM OPERATING ACTIVITIES | |
|---|----------------------|
| Cash Inflows | |
| Collections from taxpayers | 26,216.60 |
| Receipts from business/service income | 2,352,080.00 |
| Interest income | 18,479.52 |
| Other receipts | 30,470,680.83 |
| Total Cash Inflows from Operating Activities | 32,867,456.95 |
| Cash Outflows | |
| Payment of expenses | 9,648,575.85 |
| Payment to suppliers and creditors | 2,061,193.96 |
| Payment to employees | 3,855,913.94 |
| Other expenses | 1,884,449.36 |
| Total Cash Outflows from Operating Activities | 17,450,133.11 |
| Net Cash Flows from Operating Activities | 15,417,323.84 |
| CASH FLOWS FROM INVESTING ACTIVITIES | |
| Cash Inflows | |
| Proceeds from sale/disposal of property, plant, and equipment | 4,828.48 |
| Total Cash Inflows from Investing Activities | 4,828.48 |
| Cash Outflows | |
| Purchase/construction of property, plant, and equipment | 132,500.00 |
| Total Cash Outflows from Investing Activities | 132,500.00 |
| Net Cash Flows from Investing Activities | (127,671.52) |
| Net Increase in Cash | 15,289,652.32 |
| Cash Balance at beginning of the period | 82,045,949.84 |
| Cash Balance at end of the period | 97,335,602.16 |

Prepared By:


CHRISTIAN JOY A. FAUSTINO
 Accounting Clerk III

Certified Correct:


DENZEL A. CRUZ, CPA
 Acting City Accountant