



Republic of the Philippines
CITY GOVERNMENT of NAVOTAS
OFFICE OF THE CITY ACCOUNTANT
1052 Mariano Naval Street, Navotas City 1485



19 March 2025

MS. JENIFER G. GALORPORT, CESE
DILG City Director

MS. MARIA IRISH ALOHA D. CUBILLAN
Public Information Officer

ENGR. RENATO S. REYES
ICT Officer


Greetings!


In compliance with the Full Disclosure Policy, we are submitting the financial statements of **NAVOTAS CITY HOSPITAL** for the month **FEBRUARY 2025**.

Statement of Financial Position
Statement of Financial Performance
Statement of Cash Flows

For your immediate and appropriate action.

Respectfully Yours,


DENZEL A. CRUZ
Acting City Accountant



OFFICE OF THE CITY ACCOUNTANT
1052 Mariano Naval Street, Sipac, Navotas City 1485
Telefax (02) 281 4080

CITY GOVERNMENT OF NAVOTAS
NAVOTAS CITY HOSPITAL
STATEMENT OF FINANCIAL POSITION
AS OF FEBRUARY 28, 2025

ASSETS	
Current Assets	
Cash and Cash Equivalents	297,279,533.94
Investments	6,368.00
Receivables	17,137,388.99
Inventories	42,519,905.04
Prepayments and Deferred Charges	1,342,531.56
Total Current Assets	358,285,727.53
Noncurrent Assets	
Property, Plant, and Equipment	419,402,090.31
Intangible Assets	4,665,733.34
Total Noncurrent Assets	424,067,823.65
TOTAL ASSETS	782,353,551.18
LIABILITIES	
Current Liabilities	
Financial Liabilities	22,932,164.41
Inter-Agency Payables	2,010,220.80
Intra-Agency Payables	7,864,908.73
Trust Liabilities	37,611,838.92
Other Payables	18,550,774.04
Total Current Liabilities	88,969,906.90
TOTAL LIABILITIES	88,969,906.90
NET ASSETS/EQUITY	
Government Equity	693,383,644.28
TOTAL LIABILITIES AND NET ASSETS/EQUITY	782,353,551.18

Prepared By:



HANNAH CHANTELE A. FAUSTINO, CPA
 Accountant III

Certified Correct:



DENZEL A. CRUZ, CPA
 Acting City Accountant

CITY GOVERNMENT OF NAVOTAS
NAVOTAS CITY HOSPITAL
STATEMENT OF FINANCIAL PERFORMANCE
AS OF FEBRUARY 28, 2025

Revenue	
Tax Revenue	238,866.82
Service and Business Income	6,581,901.60
Other Income	26,702.33
Total Revenue	6,847,470.75
Current Operating Expenses	
Personnel Services	6,716,841.44
Maintenance and Other Operating Expenses	16,079,442.98
Non-cash Expenses	6,480,643.84
Total Current Operating Expenses	29,276,928.26
Deficit from Current Operations	(22,429,457.51)
Transfers, Assistance, and Subsidy	
Transfers, Assistance, and Subsidy from	46,666,666.66
Net Financial Assistance/Subsidy	46,666,666.66
Surplus for the Period	24,237,209.15

Prepared By:



HANNAH CHANTELE A. FAUSTINO, CPA
 Accountant III

Certified Correct:



DENZEL A. CRUZ, CPA
 Acting City Accountant

CITY GOVERNMENT OF NAVOTAS
NAVOTAS CITY HOSPITAL
STATEMENT OF CASH FLOWS
AS OF FEBRUARY 28, 2025

Cash Flows From Operating Activities

Cash Inflows

Collections from taxpayers	234,939.82
Receipts from business/service income	9,980,500.73
Other receipts	65,417,617.15
Total Cash Inflows	75,633,057.70

Cash Outflows

Payment to suppliers and creditors	37,342,935.07
Payment to employees	17,511,488.93
Other expenses	34,831,551.35
Total Cash Outflows	91,756,021.44

Net Cash Flows from Operating Activities **(16,122,963.74)**

Cash Flows From Investing Activities

Cash Outflows

Purchase/construction of property, plant, and equipment	636,199.28
Total Cash Outflows	636,199.28
Net Cash Flows from Investing Activities	(636,199.28)

Total Cash Flows Provided by Operating Activities **(16,759,163.02)**


Cash Balance at beginning of the year **314,038,696.96**

Cash Balance at end of the period **297,279,533.94**

Prepared By:


HANNAH CHANTELE A. FAUSTINO, CPA
Accountant III

Certified Correct:


DENZEL A. CRUZ, CPA
Acting City Accountant